

NAVIGATION GUIDE

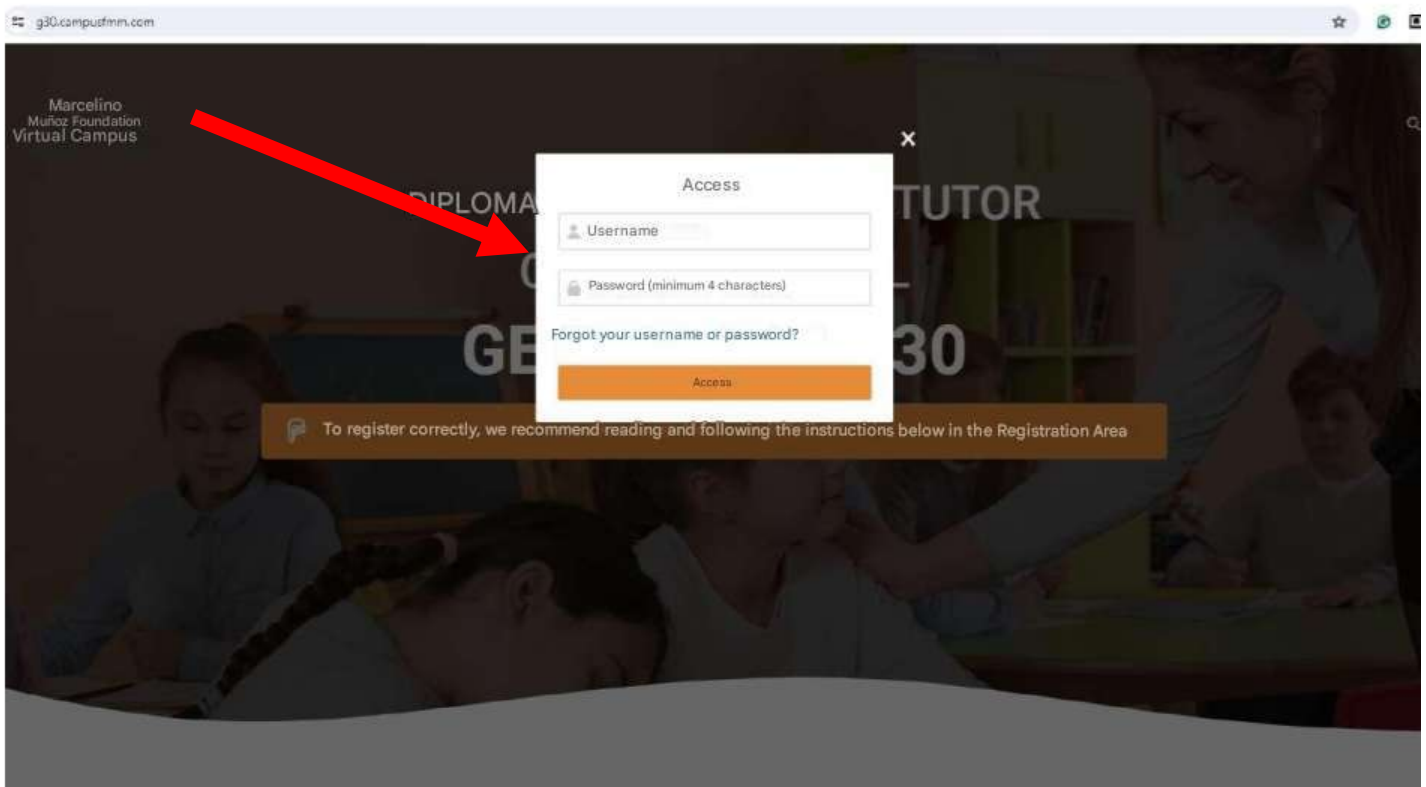
GENERATION 18

EDUCATING FOR A QUALITY LIFE IN THE WORLD

PROCESS: After you have registered

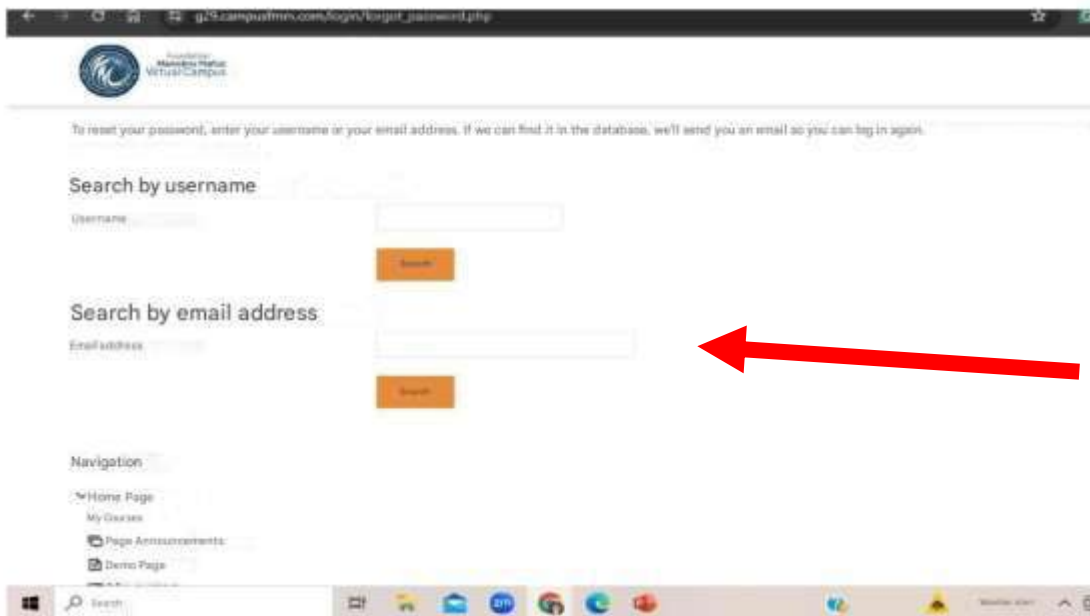
Step 1: Go to <https://g54.campusfmm.com/en/>

Attention: If you don't remember your



username or password click here.

You will be asked to enter the email address you used to register, where **you will receive an email with the option to generate another password or username** .



The screenshot shows a web browser window with the URL `g29.campusfmm.com/login/forget_password.php`. The page header includes the logo and name of the Fundación Marcelino Muñoz Virtual Campus. Below the header, there is a message: "To reset your password, enter your username or your email address. If we can find it in the database, we'll send you an email so you can log in again." The form contains two search sections: "Search by username" with a "Username" input field and a "Search" button, and "Search by email address" with an "Email address" input field and a "Search" button. A red arrow points to the "Email address" input field. At the bottom left, there is a "Navigation" menu with links for "Home Page", "My Courses", "Page Announcements", and "Demo Page". The Windows taskbar is visible at the bottom of the browser window.

Use your username and password


Enter your virtual platform:



Log in

[Forgotten your username or password?](#)

Cookies must be enabled in your browser.
[Cookies notice.](#)



- The **user** was created with the first characters of their email address upon registration.
- the **password** during registration.
- During the process, you will always log in to the same platform, with the same login details, username, and password. Please keep this information safe.

You will observe two virtual classrooms:

- **Virtual library:** You will find digital books to download
- **New Teaching Diploma:** The space where you will find all the content to be developed.

Browse and work on your diplomaoma in the New Teaching-Tutor Diploma:



Communication and Information Spaces

Mostrar escritorio


These are your learning spaces



Complete your processes step by step, until they are complete, including validating your attendance on the platform.

Remember that you have until **August 31, 2026** to complete the evaluation plan.

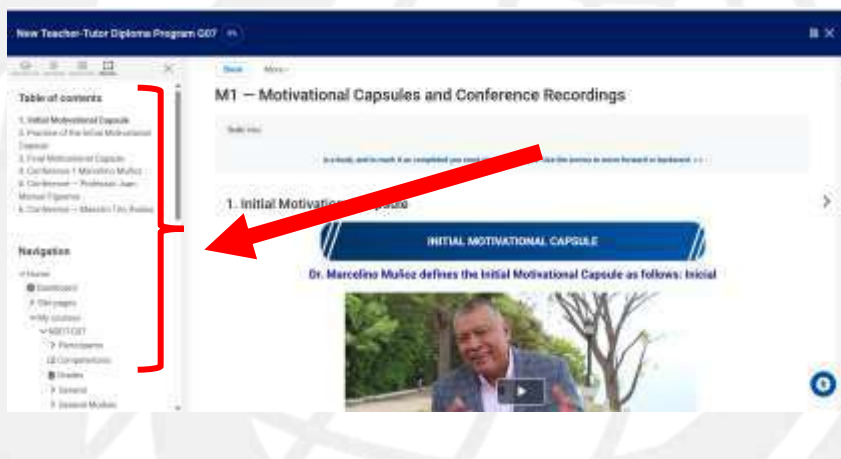
Review carefully step by step by reading and watching (articles and videos) and click on the numbered instructions on the right side, being careful not to skip any resource.



The screenshot shows a web interface for a diploma program. On the left, there is a 'Table of contents' with a list of 8 items. The main content area is titled 'M1 - Module 1 Resources' and '1. Introduction to the Module'. A blue banner reads 'INTRODUCTION TO THE MODULE'. Below it, there is text about the introduction and learning strategy. A red arrow points to the 'Table of contents' on the left, and another red arrow points to a right-pointing arrow icon on the right side of the page content.

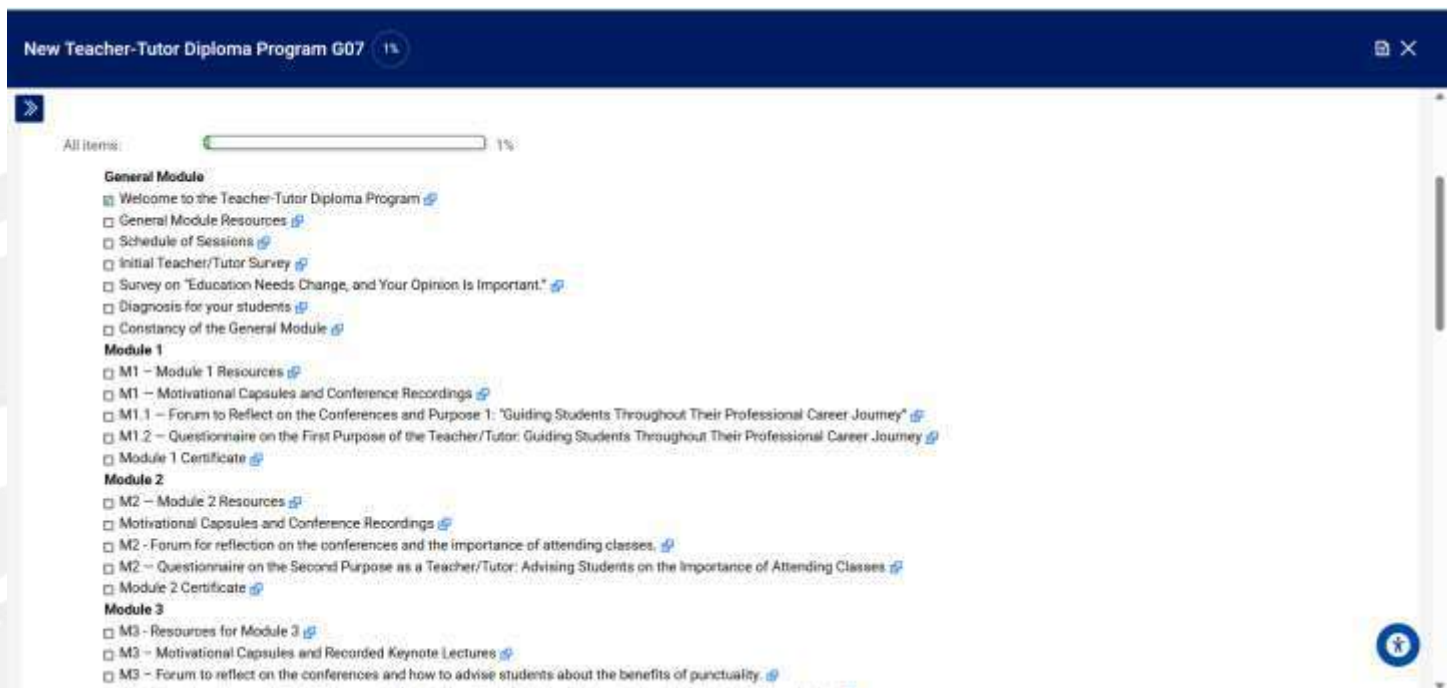
Important: If the arrow does not work to advance.

- Open the menu on your left and continue step by step through the entire program.
- You will need to work your way through the table of contents page by page until you reach the end.



The screenshot shows a web interface for a diploma program. On the left, there is a 'Table of contents' with a list of 6 items. The main content area is titled 'M1 - Motivational Capsules and Conference Recordings' and '1. Initial Motivational Capsule'. A blue banner reads 'INITIAL MOTIVATIONAL CAPSULE'. Below it, there is text and a video player showing a man speaking. A red arrow points to the 'Table of contents' on the left, and another red arrow points to a right-pointing arrow icon on the right side of the page content.

Activity Control option you can check your progress and compliance.



Reflection Forum Activity: You must find the space that says "answer" by displaying the box where you will place your answer.

STEPS TO REGISTER FOR THE
MARCELINO MUÑOZ FOUNDATION CONFERENCES
AND DOWNLOAD THE CERTIFICATE

- 1** Enter through the link provided and fill out the form with the correct information

For Programs that require assistance, use the email address you registered with.


- 2** After registering, click on "DOWNLOAD CERTIFICATE"

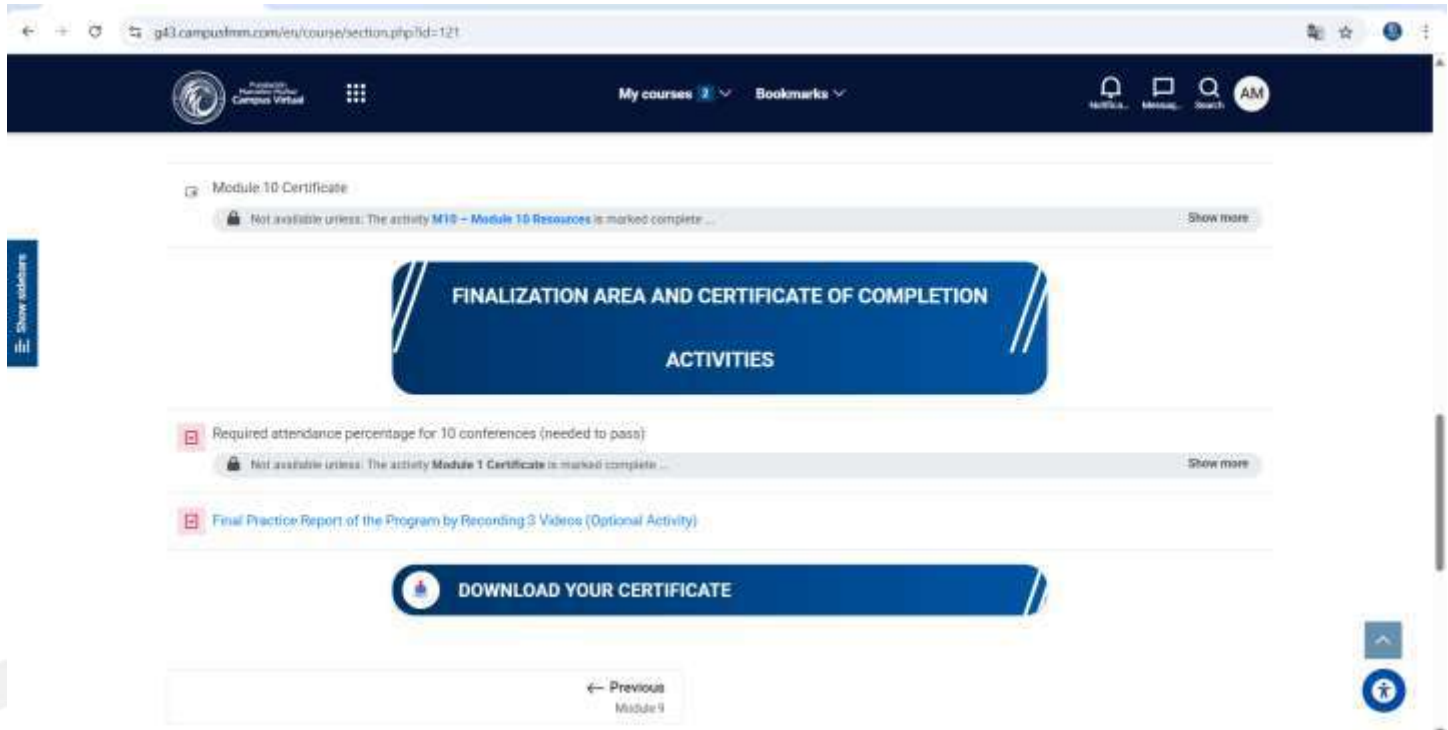

- 3** When you present your certificate, download it



- **Attendance record:** Minutes before the end of the synchronous session via Zoom chat, Facebook Live, or YouTube Live, the attendance registration link will be sent. The teacher-tutor must access the link and complete the fields with their information. Upon completion, they will be able to download their attendance record.

Once you have completed 10 registrations, you must complete the **Platform Attendance Percentage activity**. This activity is found at the end of

Module



g43.campusfmm.com/en/course/section.php?id=121

My courses Bookmarks

Module 10 Certificate

Not available unless: The activity [M10 - Module 10 Resources](#) is marked complete... Show more

FINALIZATION AREA AND CERTIFICATE OF COMPLETION

ACTIVITIES

Required attendance percentage for 10 conferences (needed to pass)

Not available unless: The activity [Module 1 Certificate](#) is marked complete... Show more

Final Practice Report of the Program by Recording 3 Videos (Optional Activity)

DOWNLOAD YOUR CERTIFICATE

← Previous
Module 9

By complying with the evaluation plan:

- **Asynchronous activities:** 50%. Modules 1 to 10 (Module resources, forum, and quiz)
- **Synchronous activities:** 50%. Attend and register for at least 10 videoconferences on Thursdays at 7:00 a.m. or 2:00 p.m. Mexico City)
- **Total:** 100%
- Your **final diploma** It will be ready to download from the platform, please note that the date you download it will be the one that appears on the final diploma, and this cannot be modified.
- It will be valid in two options, select the one that is most useful for your country and context.

DOWNLOAD YOUR DIPLOMA

 Diploma  Program

- Download the Diploma (Valid for all countries except Bolivia and Peru) Pending to be done
 Not available until: The activity Percentage of attendance at 25 conferences (Required for Show more
- Download the Program Diploma (Valid only for Bolivia and Peru) Pending to be done
 Not available until: The activity Percentage of attendance at 25 conferences (Required for Show more

Official Closing of G18 – August 31, 2026



"If we all move forward together, the success will come by itself."