

# NAVIGATION GUIDE

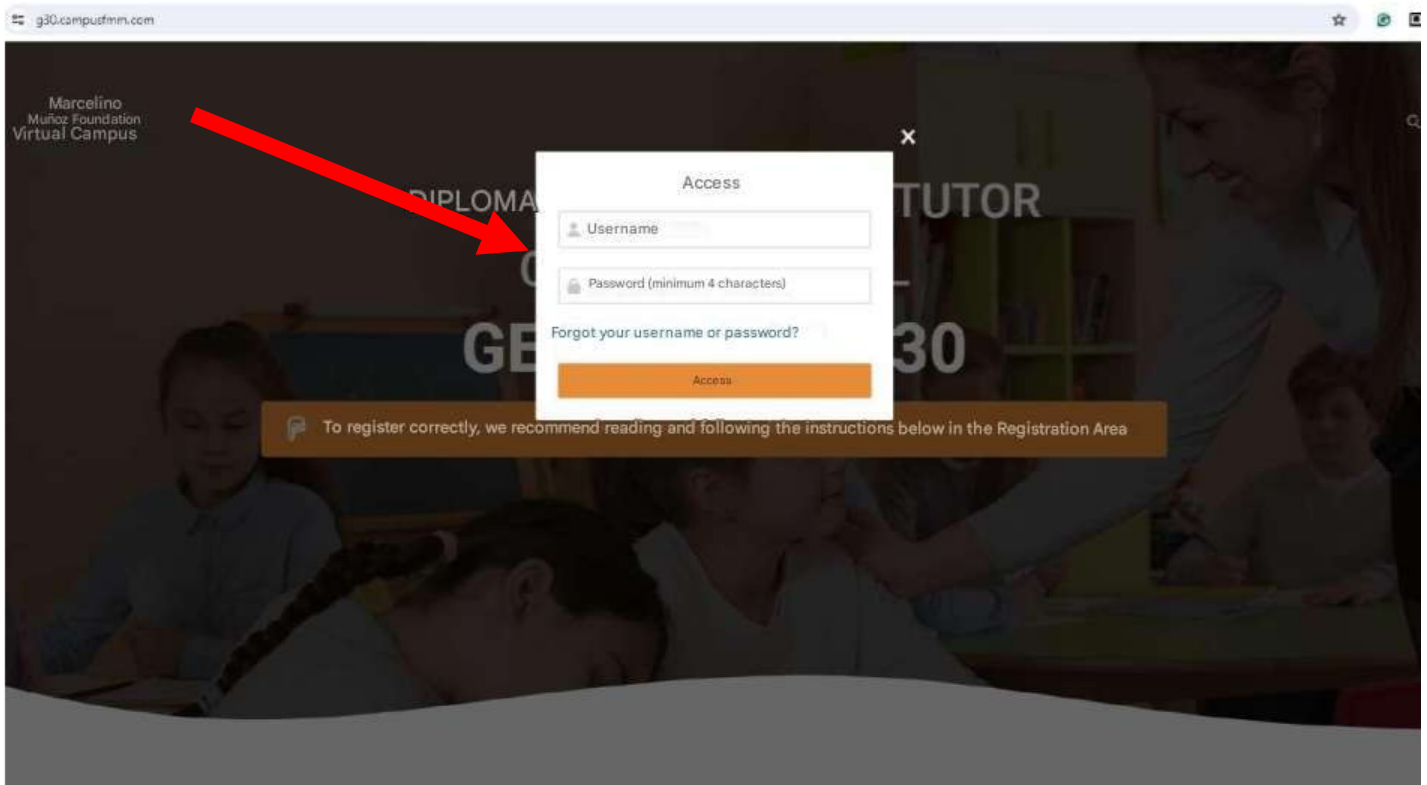
## GENERATION 19

EDUCATING FOR A QUALITY LIFE IN THE WORLD

## PROCESS: After you have registered

Step 1: Go to <https://g55.campusfmm.com/en/>

**Attention:** If you don't remember your



username or password click here.

## Use your username and password

Enter your virtual platform:

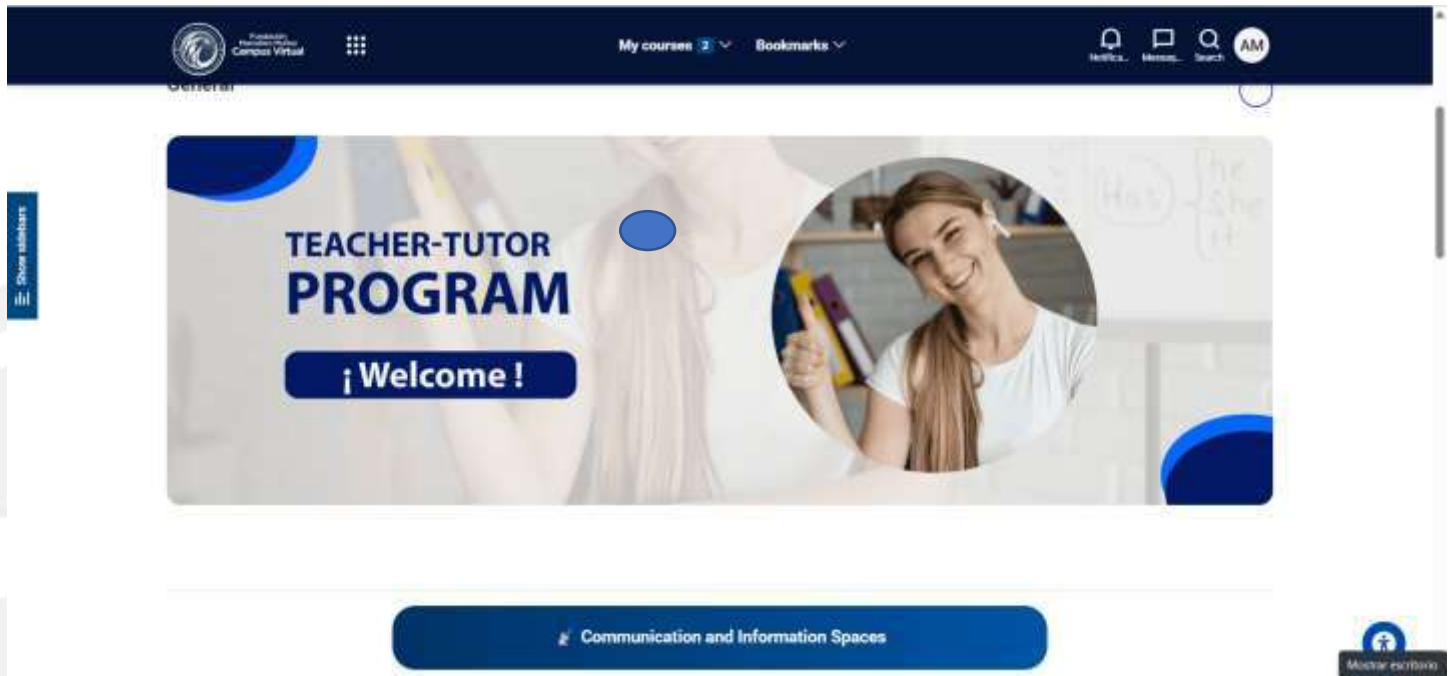


- The **user** was created with the first characters of their email address upon registration.
- the **password** during registration.
- During the process, you will always log in to the same platform, with the same login details, username, and password. Please keep this information safe.

## You will observe two virtual classrooms:

- **Virtual library:** You will find digital books to download
- **New Teaching Diploma:** The space where you will find all the content to be developed.

Browse and work on your diplomaoma in the New Teaching-Tutor Diploma:



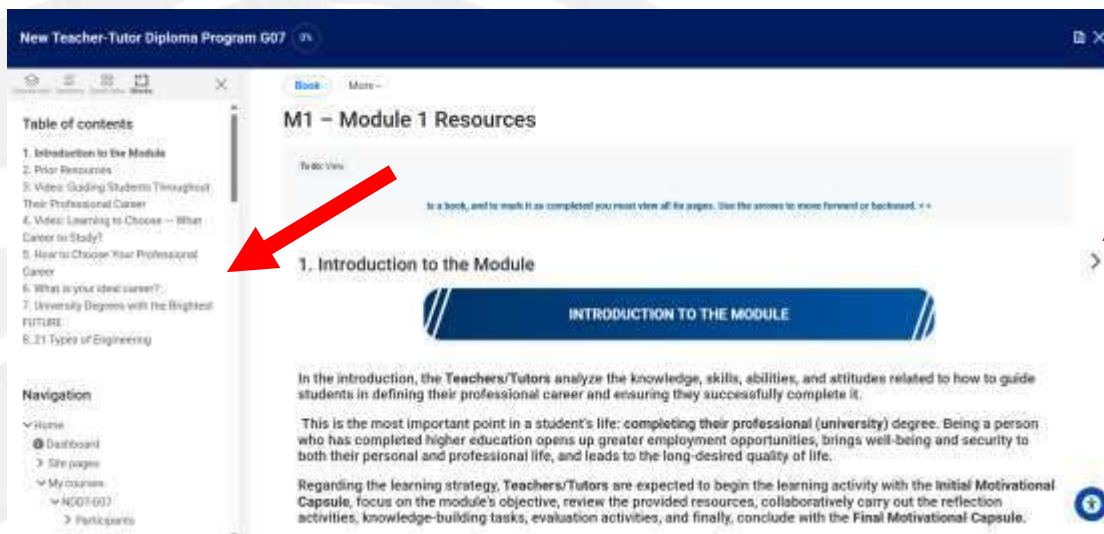
## These are your learning spaces



Complete your processes step by step, until they are complete, including validating your attendance on the platform.

Remember that you have until **September 30, 2026** to complete the evaluation plan.

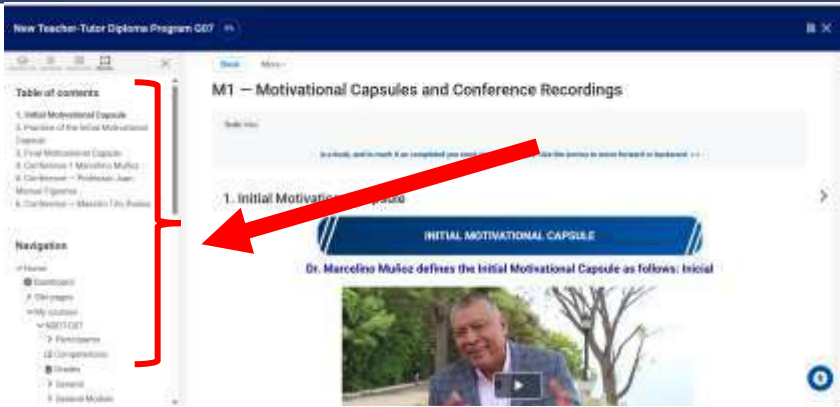
Review carefully step by step by reading and watching (articles and videos) and click on the numbered instructions on the right side, being careful not to skip any resource.



The screenshot shows a web interface for a diploma program. On the left, there is a 'Table of contents' with a list of 8 items. The first item is '1. Introduction to the Module'. A red arrow points from this item to the main content area. The main content area is titled 'M1 - Module 1 Resources' and shows '1. Introduction to the Module' with a blue button labeled 'INTRODUCTION TO THE MODULE'. A red arrow points from the right side of the main content area to a right-pointing arrow icon.

**Important:** If the arrow does not work to advance.

- Open the menu on your left and continue step by step through the entire program.
- You will need to work your way through the table of contents page by page until you reach the end.



New Teacher-Tutor Diploma Program G07

Table of contents

1. Initial Motivational Capsule
2. Purpose of the Initial Motivational Capsule
3. Final Motivational Capsule
4. Conference 1 - Marcelino Muñoz
5. Conference 2 - Manuel Espinosa
6. Conference 3 - Marcelino Muñoz

Navigation

Home

- Completed
- My progress
- My content
- M071007
- Forums
- Completions
- Grades
- Tools
- General Module

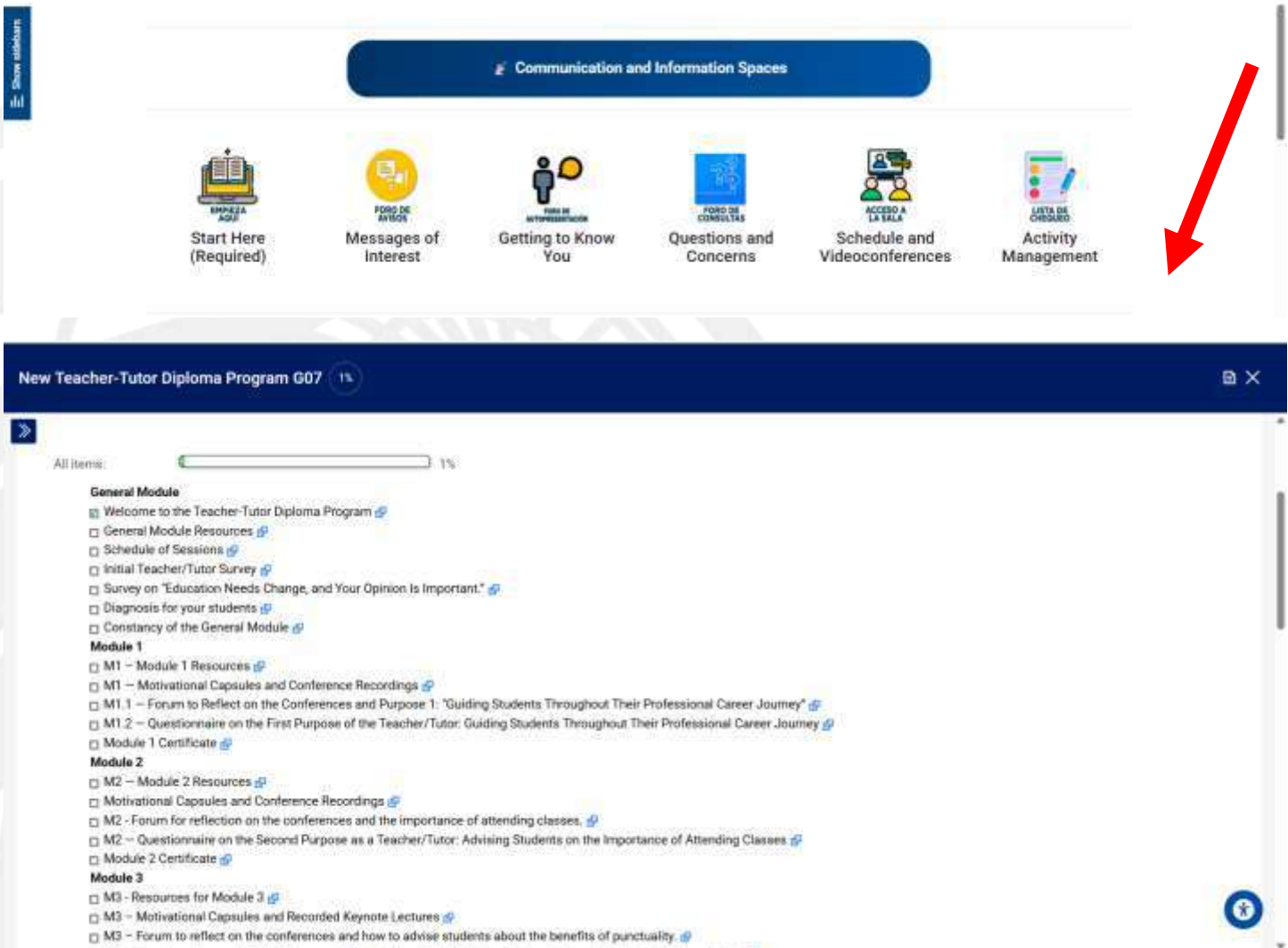
M1 - Motivational Capsules and Conference Recordings

1. Initial Motivational Capsule

INITIAL MOTIVATIONAL CAPSULE

Dr. Marcelino Muñoz defines the Initial Motivational Capsule as follows: Initial

**Activity Control** option you can check your progress and compliance.



Communication and Information Spaces

Start Here (Required)

Messages of Interest

Getting to Know You

Questions and Concerns

Schedule and Videoconferences

Activity Management

New Teacher-Tutor Diploma Program G07 1%

All items: 1%

**General Module**

- Welcome to the Teacher-Tutor Diploma Program
- General Module Resources
- Schedule of Sessions
- Initial Teacher/Tutor Survey
- Survey on "Education Needs Change, and Your Opinion Is Important."
- Diagnosis for your students
- Constancy of the General Module

**Module 1**

- M1 - Module 1 Resources
- M1 - Motivational Capsules and Conference Recordings
- M1.1 - Forum to Reflect on the Conferences and Purpose 1: "Guiding Students Throughout Their Professional Career Journey"
- M1.2 - Questionnaire on the First Purpose of the Teacher/Tutor: Guiding Students Throughout Their Professional Career Journey
- Module 1 Certificate

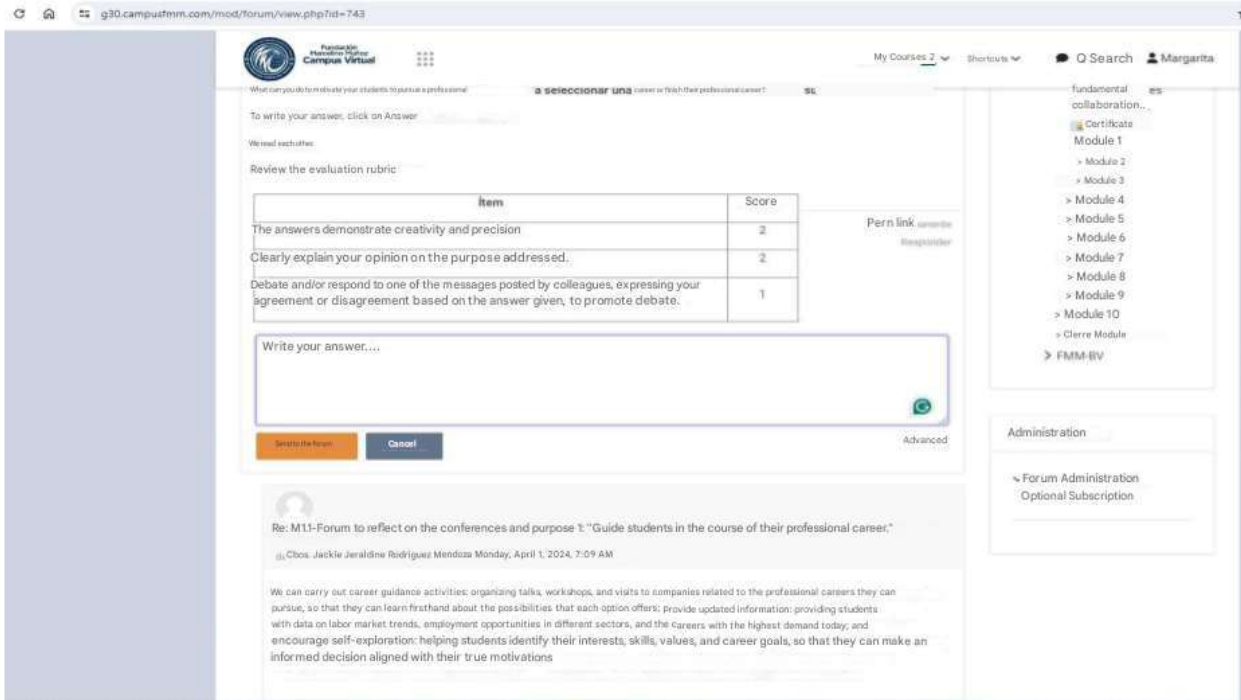
**Module 2**

- M2 - Module 2 Resources
- Motivational Capsules and Conference Recordings
- M2 - Forum for reflection on the conferences and the importance of attending classes.
- M2 - Questionnaire on the Second Purpose as a Teacher/Tutor: Advising Students on the Importance of Attending Classes
- Module 2 Certificate

**Module 3**

- M3 - Resources for Module 3
- M3 - Motivational Capsules and Recorded Keynote Lectures
- M3 - Forum to reflect on the conferences and how to advise students about the benefits of punctuality.

**Reflection Forum Activity:** You must find the space that says “answer” by displaying the box where you will place your answer.

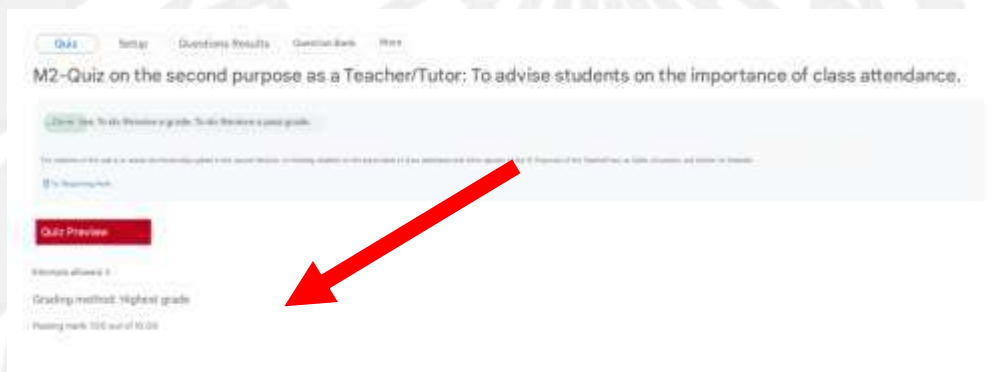


The screenshot shows a Moodle forum page. At the top, there is a navigation bar with 'My Courses 2', 'Shortcuts', 'Q Search', and the user name 'Margarita'. The forum post title is 'seleccionar una carrera o elegir tu profesional career?'. Below the title, there is a text area for writing an answer and a table for the evaluation rubric.

Item	Score
The answers demonstrate creativity and precision.	2
Clearly explain your opinion on the purpose addressed.	2
Debate and/or respond to one of the messages posted by colleagues, expressing your agreement or disagreement based on the answer given, to promote debate.	1

Below the rubric is a text area labeled 'Write your answer...' with a 'Submit the forum' button and a 'Cancel' button. To the right, there is a 'Permalink' and 'Responder' link. On the far right, there is a course navigation menu with 'Fundamental collaboration...', 'Certificate', and 'Module 1' through 'Module 10', and 'FMM-IV'.

**Activity Questionnaire:** You will have 3 attempts to pass with 7 points. Reflect on your answers based on the content covered in the module.



The screenshot shows a Moodle quiz preview page. The title is 'M2-Quiz on the second purpose as a Teacher/Tutor: To advise students on the importance of class attendance.'. Below the title, there is a 'Quiz Preview' button. A red arrow points to this button. Below the button, there is a 'Grading method: Highest grade' and 'Passing mark: 100 out of 10.00'.

- You must complete your **10 attendances** in any of the valid programs.
- **Attendance registration** will be essential in each program.

STEPS TO REGISTER FOR THE  
MARCELINO MUÑOZ FOUNDATION CONFERENCES  
AND DOWNLOAD THE CERTIFICATE

**1** Enter through the link provided and fill out the form with the correct information



For Programs that require assistance, use the email address you registered with.

**2** After registering, click on "DOWNLOAD CERTIFICATE"



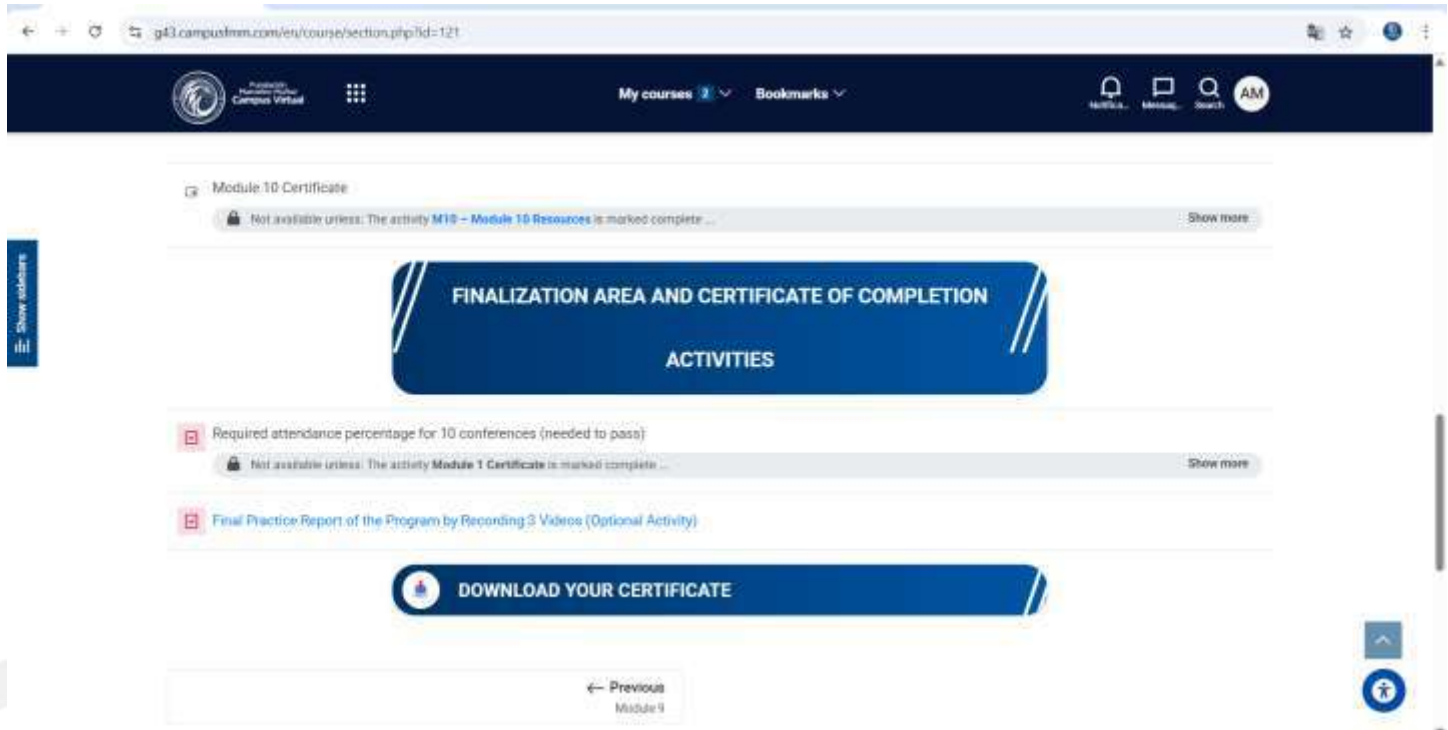
**3** When you present your certificate, download it



- **Attendance record:** Minutes before the end of the synchronous session via Zoom chat, Facebook Live, or YouTube Live, the attendance registration link will be sent. The teacher-tutor must access the link and complete the fields with their information. Upon completion, they will be able to download their attendance record.

Once you have completed 10 registrations, you must complete the **Platform Attendance Percentage activity**. This activity is found at the end of

## Module



Module 10 Certificate

Not available unless: The activity [M10 - Module 10 Resources](#) is marked complete ... Show more

**FINALIZATION AREA AND CERTIFICATE OF COMPLETION**

**ACTIVITIES**

Required attendance percentage for 10 conferences (needed to pass)

Not available unless: The activity [Module 1 Certificate](#) is marked complete ... Show more

Final Practice Report of the Program by Recording 3 Videos (Optional Activity)

**DOWNLOAD YOUR CERTIFICATE**

← Previous  
Module 9

### By complying with the evaluation plan:

- **Asynchronous activities:** 50%. Modules 1 to 10 (Module resources, forum, and quiz)
- **Synchronous activities:** 50%. Attend and register for at least 10 videoconferences on Thursdays at 7:00 a.m. or 2:00 p.m. Mexico City)
- **Total:** 100%
- Your **final diploma** It will be ready to download from the platform, please note that the date you download it will be the one that appears on the final diploma, and this cannot be modified.
- It will be valid in two options, select the one that is most useful for your country and context.



- Download the Diploma (Valid for all countries except Bolivia and Peru) Pending to be done ▾  
 Not available until: The activity Percentage of attendance at 25 conferences (Required for ..... Show more
- Download the Program Diploma (Valid only for Bolivia and Peru) Pending to be done ▾  
 Not available until: The activity Percentage of attendance at 25 conferences (Required for ..... Show more

## Official Closing of G19 – September 30, 2026

Generation 19 Teacher-Tutor Diploma  
Grupo de WhatsApp



"If we all move forward together, the success will come by itself."